

NOTE: MUST LEAVE SPACE TO ACCOUNT FOR REMOVAL OF PANELS

NOTE: DUE TO MANUFACTURING TOLERANCES THERE MAY BE SOME SMALL DIFFERENCES BETWEEN THIS DRAWING AND YOUR SPA. IF SITE PLANNING IS CRITICAL TO ANY OF THE DIMENSIONS SHOWN, PLEASE BE SURE TO MEASURE THE ACTUAL SPA.

- ELECTRICAL INPUT LOCATION**
- EQUIPMENT ACCESS REQUIRED**
- EQUIPMENT LOCATION ON SOME MODELS**

PROPRIETARY AND CONFIDENTIAL

THE INFORMATION CONTAINED IN THIS DRAWING IS THE SOLE PROPERTY OF ARTESIAN SPAS. ANY REPRODUCTION IN PART OR AS A WHOLE WITHOUT THE WRITTEN PERMISSION OF ARTESIAN SPAS IS PROHIBITED.

UNLESS OTHERWISE SPECIFIED:

DIMENSIONS ARE IN INCHES
TOLERANCES:
FRACTIONAL $\pm 1/4$
ANGULAR: MACH $\pm 1^\circ$

INTERPRET GEOMETRIC TOLERANCING PER: N/A

MATERIAL
N/A

FINISH
N/A

DO NOT SCALE DRAWING

COMMENTS:



TITLE:

**TIDALFIT
CORE SWIMMER EP-14S
SEMI-INGROUND**

SIZE

A

PART NO.

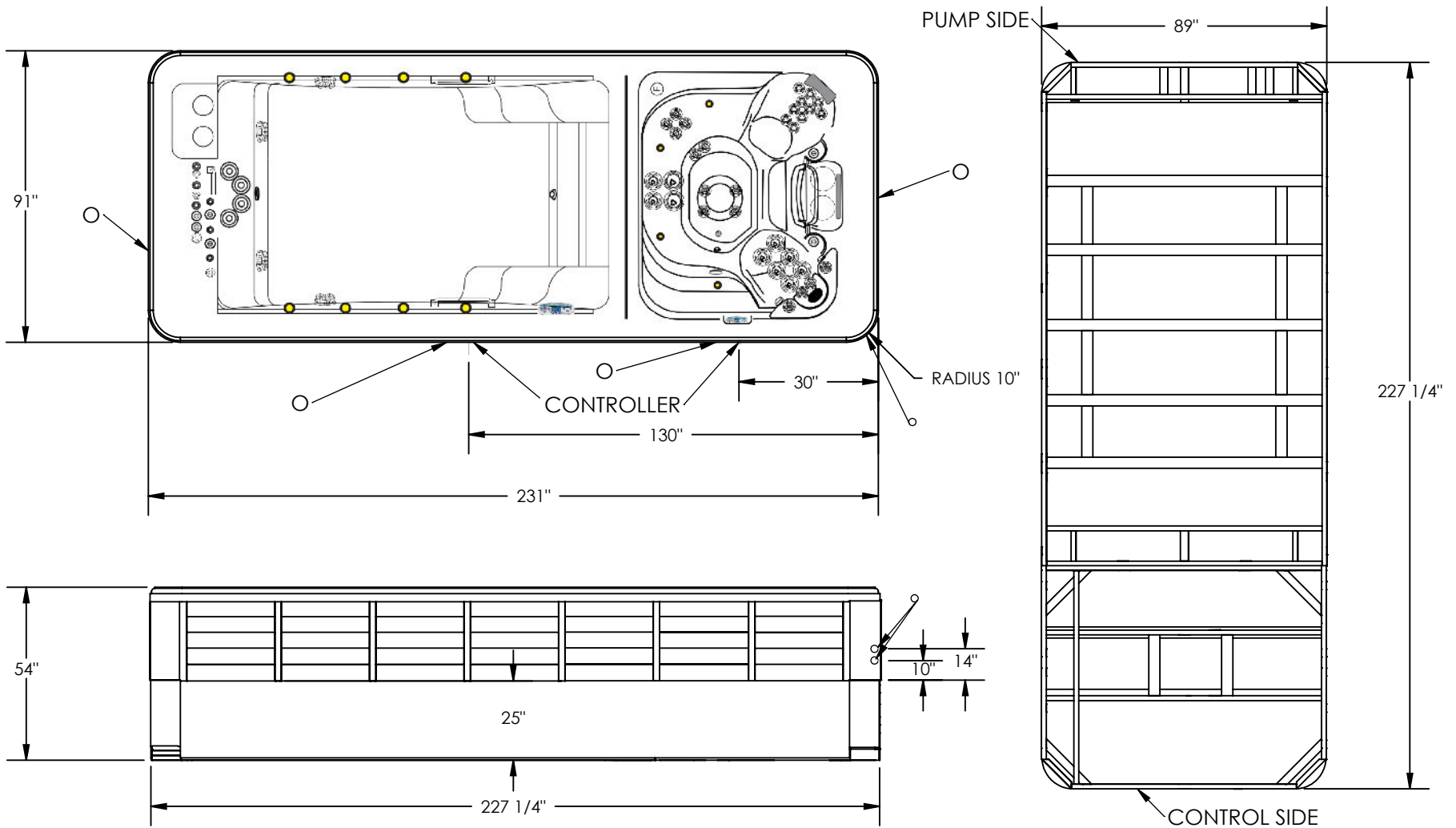
70-1201-01

REV

A

SCALE: 1:48

SHEET 2 OF 2



NOTE: MUST LEAVE SPACE TO ACCOUNT FOR REMOVAL OF PANELS.

NOTE: DUE TO MANUFACTURING TOLERANCES THERE MAY BE SOME SMALL DIFFERENCES BETWEEN THIS DRAWING AND YOUR SPA. IF SITE PLANNING IS CRITICAL TO ANY OF THE DIMENSIONS SHOWN, PLEASE BE SURE TO MEASURE THE ACTUAL SPA.

ELECTRICAL INPUT LOCATION

EQUIPMENT ACCESS REQUIRED

PROPRIETARY AND CONFIDENTIAL

THE INFORMATION CONTAINED IN THIS DRAWING IS THE SOLE PROPERTY OF ARTESIAN SPAS. ANY REPRODUCTION IN PART OR AS A WHOLE WITHOUT THE WRITTEN PERMISSION OF ARTESIAN SPAS IS PROHIBITED.

UNLESS OTHERWISE SPECIFIED:

DIMENSIONS ARE IN INCHES
TOLERANCES:
FRACTIONAL: $\pm 1/4$
ANGULAR: MACH $\pm 1^\circ$

INTERPRET GEOMETRIC
TOLERANCING PER: N/A

MATERIAL
N/A

FINISH
N/A

DO NOT SCALE DRAWING

COMMENTS:



TITLE:

**TIDAL FIT
DUAL TEMP FITSPA DT-19
SEMI-INGROUND**

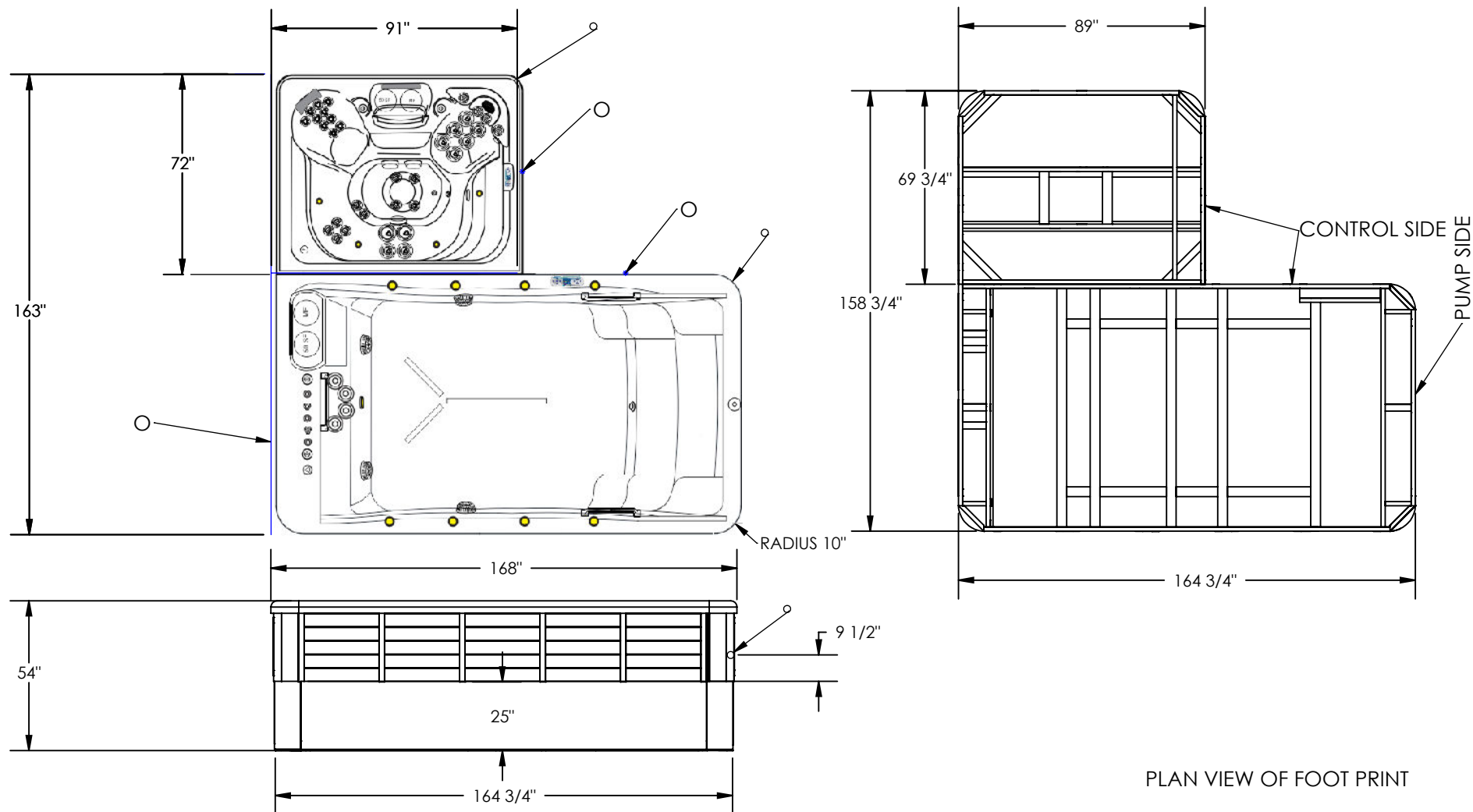
SIZE
A

PART NO.
N/A

REV
A

SCALE: 1:48

SHEET 2 OF 2



PLAN VIEW OF FOOT PRINT

NOTE: MUST LEAVE SPACE TO ACCOUNT FOR REMOVAL OF PANELS
 NOTE: DUE TO MANUFACTURING TOLERANCES THERE MAY BE SOME SMALL DIFFERENCES BETWEEN THIS DRAWING AND YOUR SPA. IF SITE PLANNING IS CRITICAL TO ANY OF THE DIMENSIONS SHOWN, PLEASE BE SURE TO MEASURE THE ACTUAL SPA.

- ELECTRICAL INPUT LOCATION**
- EQUIPMENT ACCESS REQUIRED**

PROPRIETARY AND CONFIDENTIAL

THE INFORMATION CONTAINED IN THIS DRAWING IS THE SOLE PROPERTY OF ARTESIAN SPAS. ANY REPRODUCTION IN PART OR AS A WHOLE WITHOUT THE WRITTEN PERMISSION OF ARTESIAN SPAS IS PROHIBITED.

UNLESS OTHERWISE SPECIFIED:	
DIMENSIONS ARE IN INCHES	
TOLERANCES:	
FRACTIONAL $\pm 1/4$	
ANGULAR: MACH $\pm 1^\circ$	
INTERPRET GEOMETRIC TOLERANCING PER:	N/A
MATERIAL	N/A
FINISH	N/A
DO NOT SCALE DRAWING	

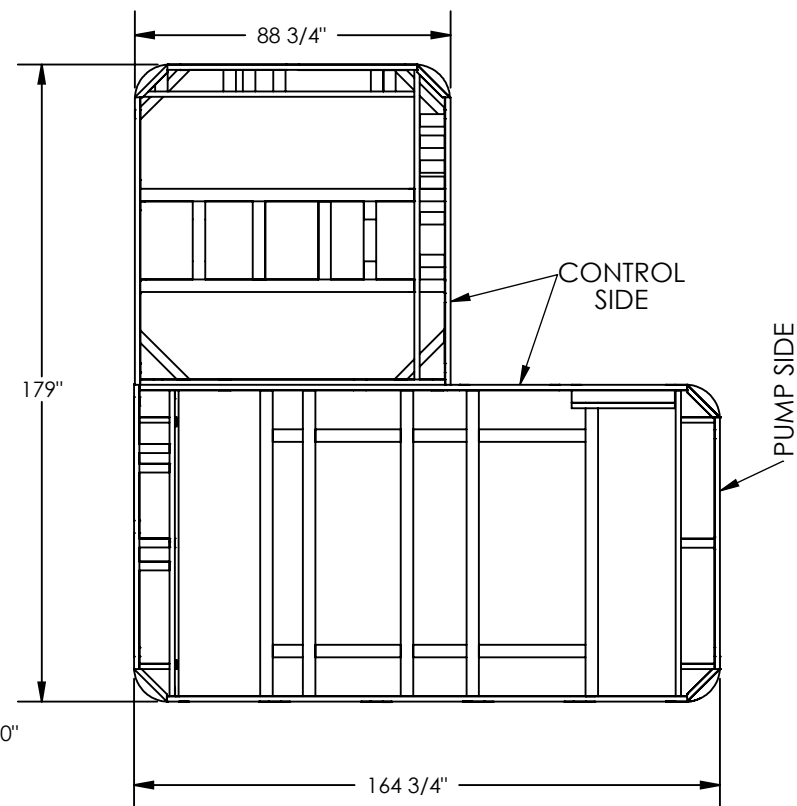
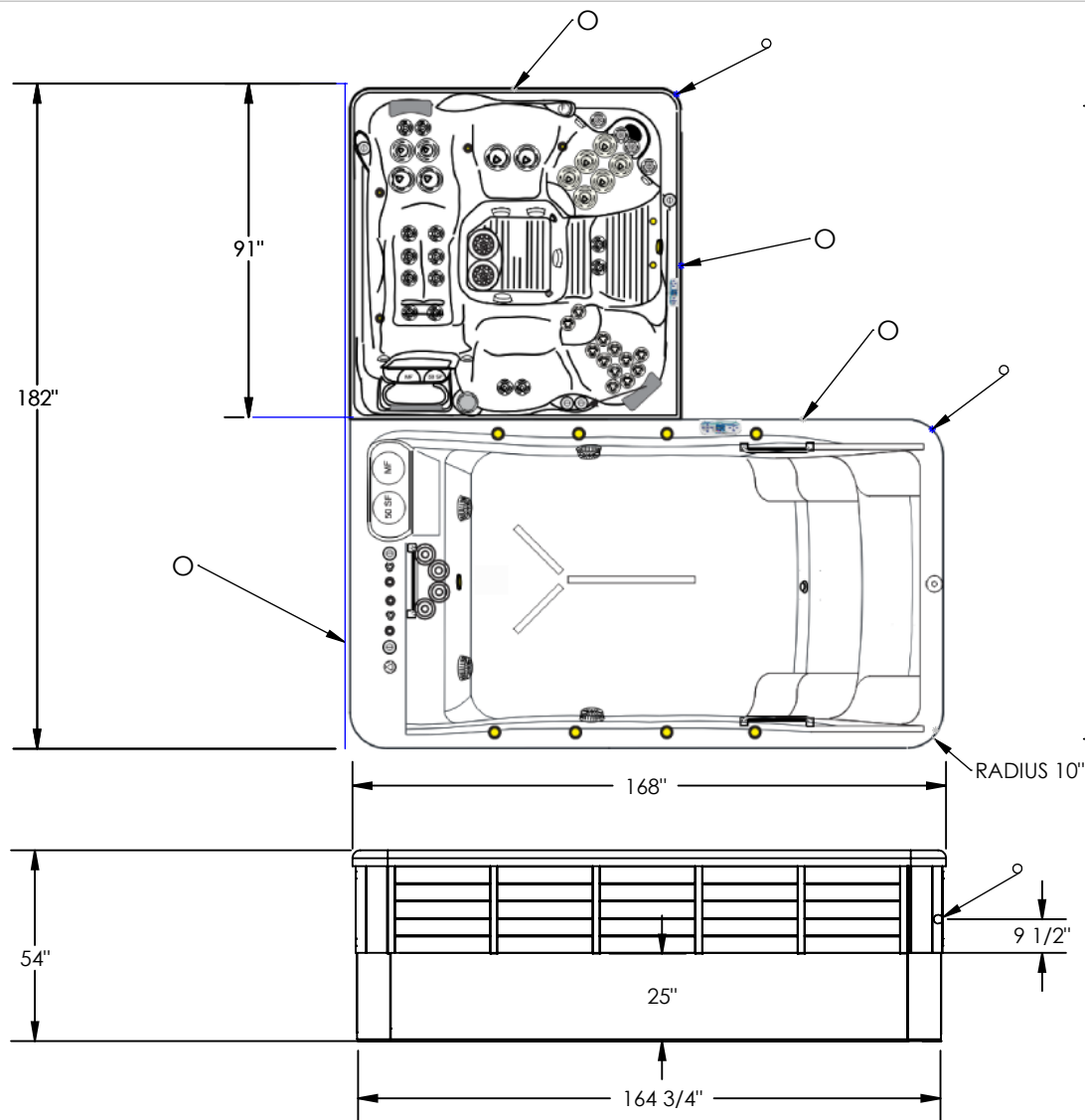
COMMENTS:



TITLE: **TIDALFIT
DUAL TEMP FITSPA
SEMI-INGROUND DTL-6**

SIZE A	PART NO. 70-1104-01	REV A
------------------	-------------------------------	-----------------

SCALE: 1:54 SHEET 2 OF 2



PLAN VIEW OF FOOT PRINT

NOTE: MUST LEAVE SPACE TO ACCOUNT FOR REMOVAL OF PANELS

NOTE: DUE TO MANUFACTURING TOLERANCES THERE MAY BE SOME SMALL DIFFERENCES BETWEEN THIS DRAWING AND YOUR SPA. IF SITE PLANNING IS CRITICAL TO ANY OF THE DIMENSIONS SHOWN, PLEASE BE SURE TO MEASURE THE ACTUAL SPA.

- ELECTRICAL INPUT LOCATION
- EQUIPMENT ACCESS REQUIRED

PROPRIETARY AND CONFIDENTIAL

THE INFORMATION CONTAINED IN THIS DRAWING IS THE SOLE PROPERTY OF ARTESIAN SPAS. ANY REPRODUCTION IN PART OR AS A WHOLE WITHOUT THE WRITTEN PERMISSION OF ARTESIAN SPAS IS PROHIBITED.

UNLESS OTHERWISE SPECIFIED:

DIMENSIONS ARE IN INCHES
TOLERANCES:
FRACTIONAL $\pm 1/4$
ANGULAR: MACH $\pm 1^\circ$

INTERPRET GEOMETRIC TOLERANCING PER: N/A

MATERIAL N/A

FINISH N/A

DO NOT SCALE DRAWING

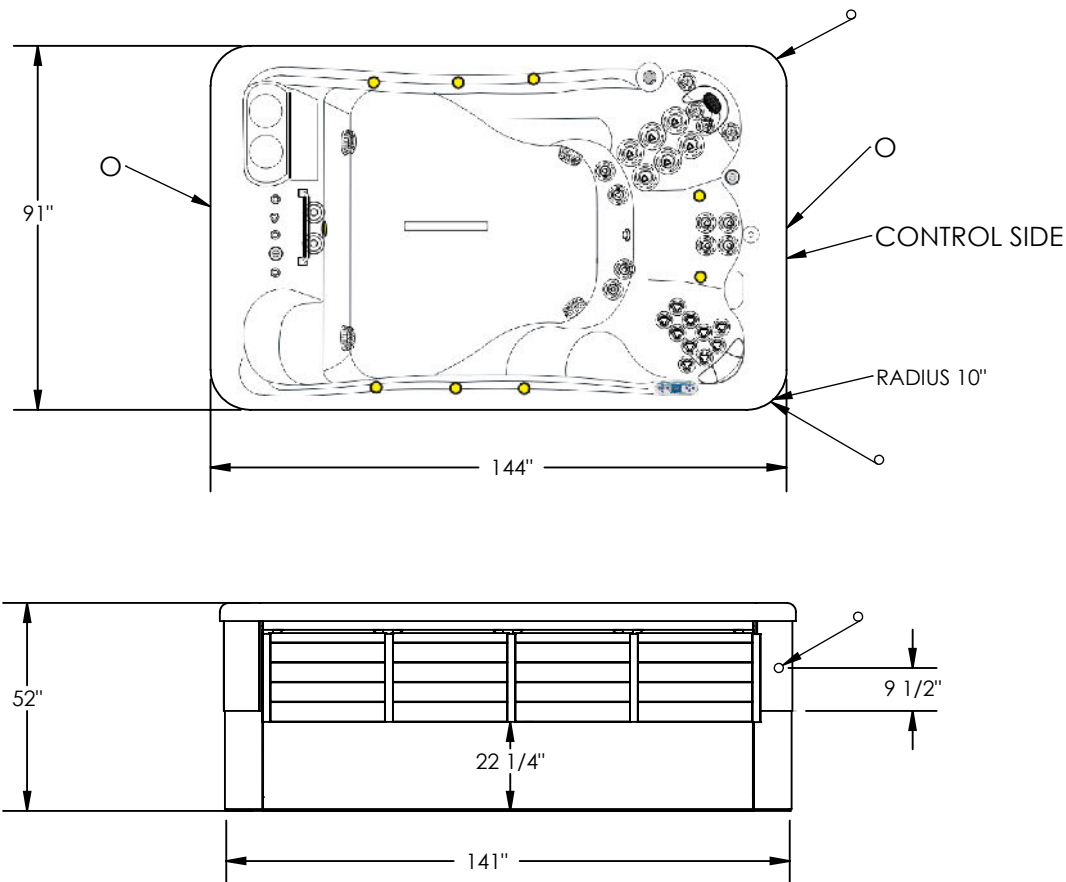
COMMENTS:



TITLE: **TIDALFIT
DUAL TEMP FITSPA
SEMI-INGROUND DTL-8**

SIZE A	PART NO. 70-1104-01	REV A
------------------	-------------------------------	-----------------

SCALE: 1:54 SHEET 2 OF 2



NOTE: MUST LEAVE SPACE TO ACCOUNT FOR REMOVAL OF PANELS

NOTE: DUE TO MANUFACTURING TOLERANCES THERE MAY BE SOME SMALL DIFFERENCES BETWEEN THIS DRAWING AND YOUR SPA. IF SITE PLANNING IS CRITICAL TO ANY OF THE DIMENSIONS SHOWN, PLEASE BE SURE TO MEASURE THE ACTUAL SPA.

- → ELECTRICAL INPUT LOCATION
- → EQUIPMENT ACCESS REQUIRED

PROPRIETARY AND CONFIDENTIAL

THE INFORMATION CONTAINED IN THIS DRAWING IS THE SOLE PROPERTY OF ARTESIAN SPAS. ANY REPRODUCTION IN PART OR AS A WHOLE WITHOUT THE WRITTEN PERMISSION OF ARTESIAN SPAS IS PROHIBITED.

UNLESS OTHERWISE SPECIFIED:

DIMENSIONS ARE IN INCHES
TOLERANCES:
FRACTIONAL $\pm 1/4$
ANGULAR: MACH $\pm 1^\circ$

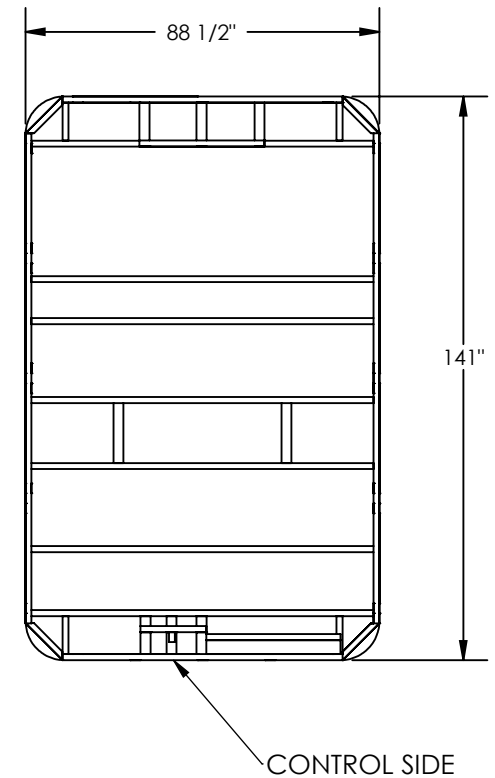
INTERPRET GEOMETRIC TOLERANCING PER: N/A

MATERIAL N/A

FINISH N/A

DO NOT SCALE DRAWING

COMMENTS:



PLAN VIEW OF FOOT PRINT



TITLE:

**TIDAL FIT
ACTIVEPLUS EP-12
SEMI-INGROUND**

SIZE

A

PART NO.

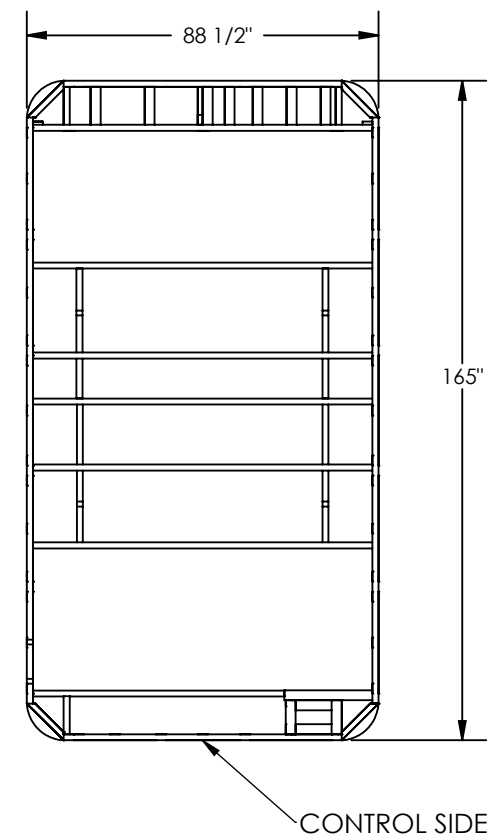
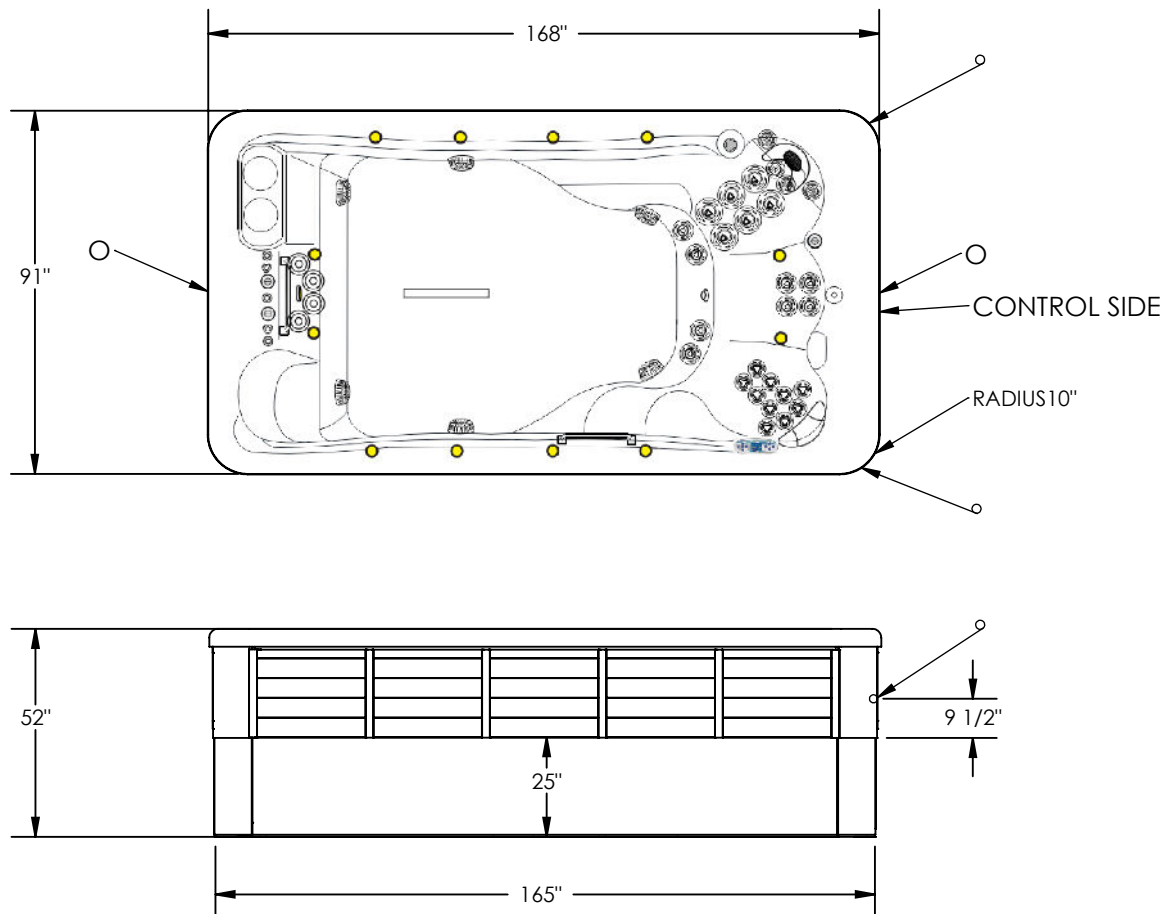
70-1108-01

REV

A

SCALE: 1:48

SHEET 2 OF 2



NOTE: MUST LEAVE SPACE TO ACCOUNT FOR REMOVAL OF PANELS

NOTE: DUE TO MANUFACTURING TOLERANCES THERE MAY BE SOME SMALL DIFFERENCES BETWEEN THIS DRAWING AND YOUR SPA. IF SITE PLANNING IS CRITICAL TO ANY OF THE DIMENSIONS SHOWN, PLEASE BE SURE TO MEASURE THE ACTUAL SPA.

PLAN VIEW OF FOOT PRINT

- ELECTRICAL INPUT LOCATION
- EQUIPMENT ACCESS REQUIRED

PROPRIETARY AND CONFIDENTIAL

THE INFORMATION CONTAINED IN THIS DRAWING IS THE SOLE PROPERTY OF ARTESIAN SPAS. ANY REPRODUCTION IN PART OR AS A WHOLE WITHOUT THE WRITTEN PERMISSION OF ARTESIAN SPAS IS PROHIBITED.

UNLESS OTHERWISE SPECIFIED:

DIMENSIONS ARE IN INCHES
TOLERANCES:
FRACTIONAL $\pm 1/4$
ANGULAR: MACH $\pm 1^\circ$

INTERPRET GEOMETRIC TOLERANCING PER: N/A

MATERIAL N/A

FINISH N/A

DO NOT SCALE DRAWING

COMMENTS:



TITLE:

**TIDALFIT
PREMIUM EP-14
SEMI-INGROUND**

SIZE

A

PART NO.

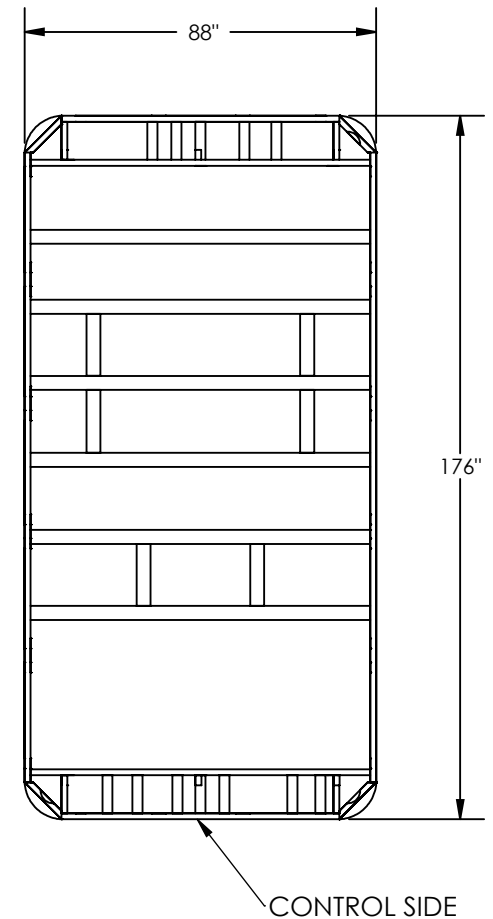
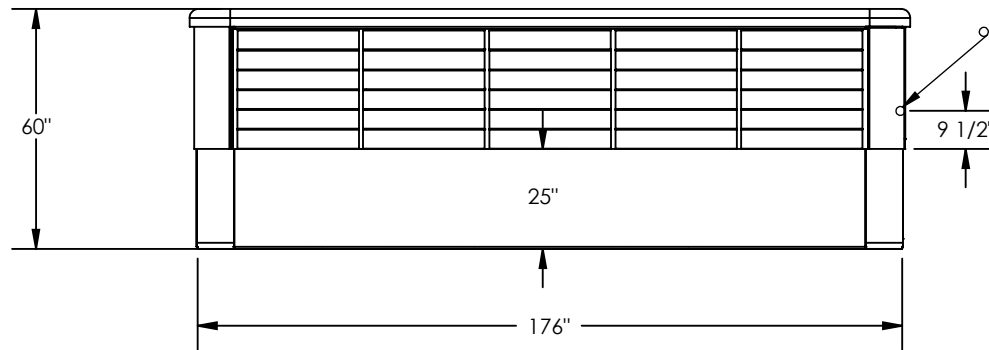
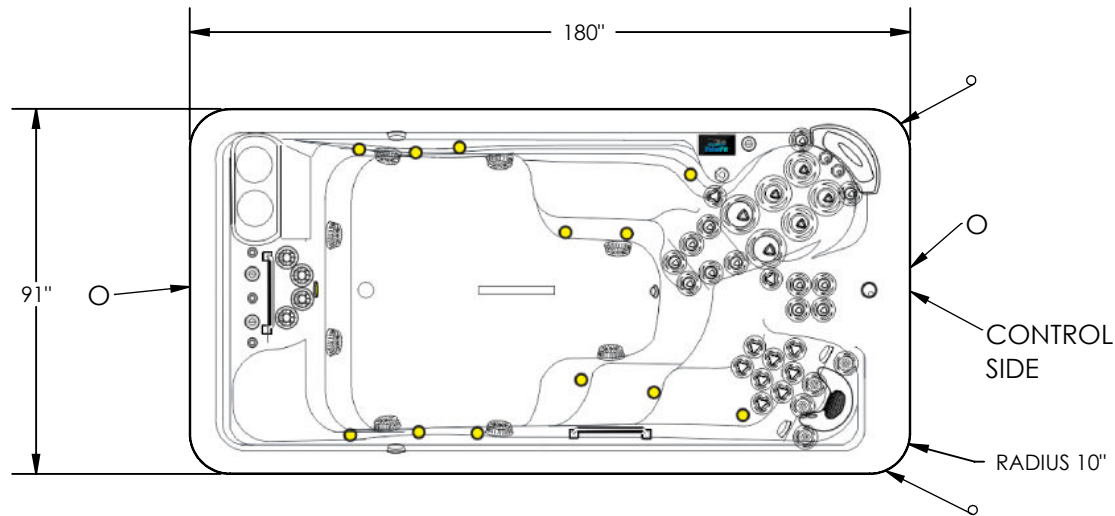
70-1100-02

REV

A

SCALE: 1:48

SHEET 2 OF 2



NOTE: MUST LEAVE SPACE TO ACCOUNT FOR REMOVAL OF PANELS

PLAN VIEW OF FOOT PRINT

NOTE: DUE TO MANUFACTURING TOLERANCES THERE MAY BE SOME SMALL DIFFERENCES BETWEEN THIS DRAWING AND YOUR SPA. IF SITE PLANNING IS CRITICAL TO ANY OF THE DIMENSIONS SHOWN, PLEASE BE SURE TO MEASURE THE ACTUAL SPA.

➤ **ELECTRICAL INPUT LOCATION**

○ ➤ **EQUIPMENT ACCESS REQUIRED**

PROPRIETARY AND CONFIDENTIAL

THE INFORMATION CONTAINED IN THIS DRAWING IS THE SOLE PROPERTY OF ARTESIAN SPAS. ANY REPRODUCTION IN PART OR AS A WHOLE WITHOUT THE WRITTEN PERMISSION OF ARTESIAN SPAS IS PROHIBITED.

UNLESS OTHERWISE SPECIFIED:

DIMENSIONS ARE IN INCHES
TOLERANCES:
FRACTIONAL $\pm 1/4$
ANGULAR: MACH $\pm 1^\circ$

INTERPRET GEOMETRIC TOLERANCING PER: N/A

MATERIAL N/A

FINISH N/A

DO NOT SCALE DRAWING

COMMENTS:



TITLE:

**TIDAL FIT
PRO EP-15
SEMI-INGROUND**

SIZE

A

PART NO.

70-1103-01

REV

A

SCALE: 1:48

SHEET 2 OF 2